

1

2

3

4

A

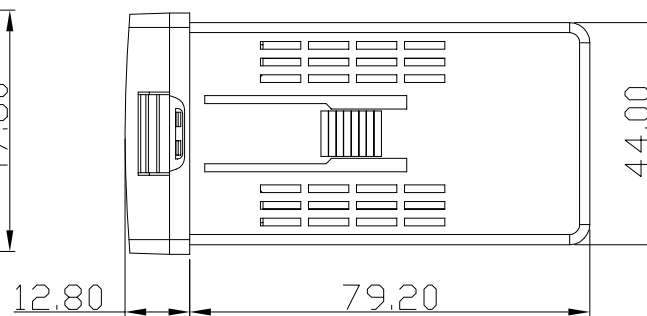
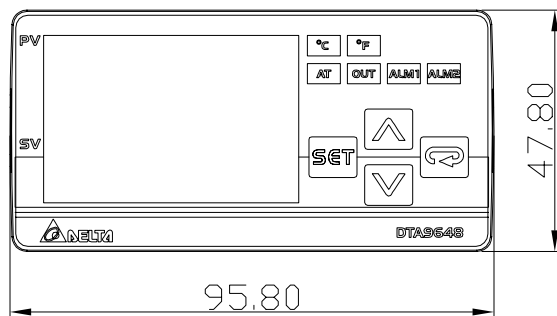
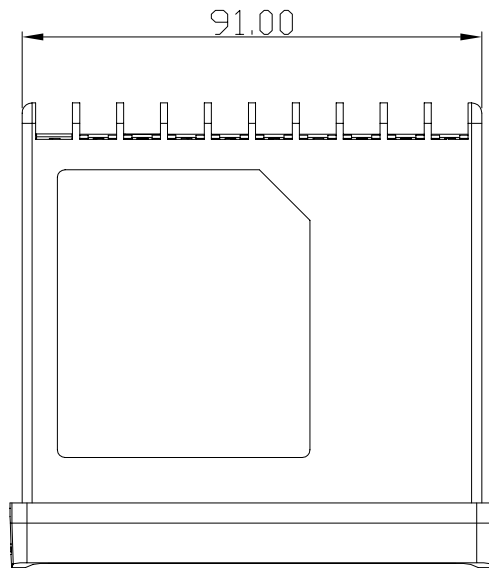
A

B

B

C

C



DELTA 台達電子工業股份有限公司
DELTA ELECTRONICS, INC.

DIMENSIONAL TOLERANCES

	()	()	()	()	ANGLES	
DECIMALS	<50 ±0.1	<50 ±0.15	<50 ±0.2	<30° ±0.1°	>30°~60° ±0.3°	>60°~90° ±0.5°
X	±0.3	>50~100 ±0.15	>50~100 ±0.2	>50~100 ±0.25	>30°~60° ±0.3°	>60°~90° ±0.5°
X.X	±0.2	>100~200 ±0.2	>100~200 ±0.25	>100~200 ±0.3	>60°~90° ±0.5°	
X.XX	±0.1	>200~ ±0.2%	>200~ ±0.25%	>200~ ±0.3%		

THESE DRAWINGS AND SPECIFICATIONS ARE THE PROPERTY OF DELTA ELECTRONICS, INC. AND SHALL NOT BE REPRODUCED OR USED AS THE BASIS FOR THE MANUFACTURE OR SELL OF APPARATUS OR DEVICES WITHOUT PERMISSION.

UNIT	mm	SCALE	F	SHEET 1 OF 1
------	----	-------	---	--------------

DRAWN:

DESIGN:

DATE: 06/16/2008

ECN NO.

A4
SIZE

DRAWING NAME:
9648

THIRD ANGLE PROJECTION

PART NO.:
USED ON 9648

REV.
00

1

2

3

4