

1

2

3

4

A

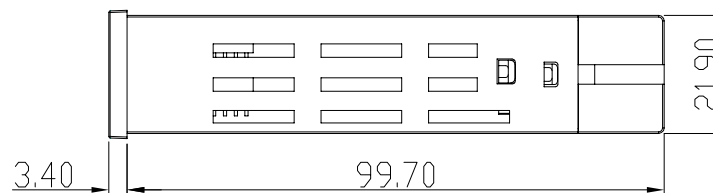
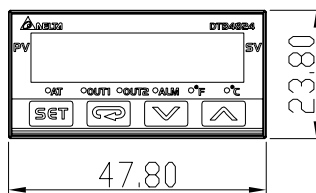
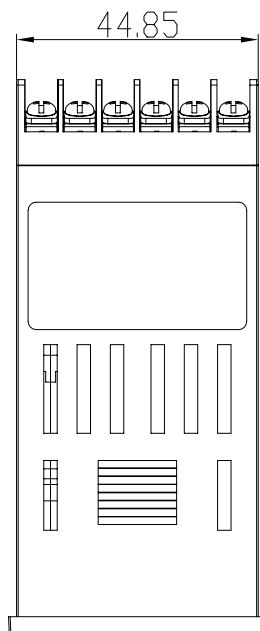
A

B

B

C

C



台達電子工業股份有限公司
DELTA ELECTRONICS, INC.

DIMENSIONAL TOLERANCES

	()	()	()	()	ANGLES	
DECIMALS	<50 :±0.1	<50 :±0.15	<50 :±0.2	<50 :±0.25	<30° :±0.1°	>30°~60°:±0.3°
X	:±0.3	>50~100 :±0.15	>50~100 :±0.2	>50~100 :±0.25	>60°~90°:±0.5°	
X.X	:±0.2	>100~200:±0.2	>100~200:±0.25	>100~200:±0.3		
X.XX	:±0.1	>200~ :±0.2%	>200~ :±0.25%	>200~ :±0.3%		

THESE DRAWINGS AND SPECIFICATIONS ARE THE PROPERTY OF DELTA ELECTRONICS, INC. AND SHALL NOT BE REPRODUCED OR USED AS THE BASIS FOR THE MANUFACTURE OR SELL OF APPARATUSES OR DEVICES WITHOUT PERMISSION.

UNIT	mm	SCALE	F	SHEET 1 OF 1

DRAWN:

DESIGN:

DATE: 06/16/2008

ECN NO.

A4
SIZE

DRAWING NAME:

4824

THIRD ANGLE
PROJECTION

PART NO.:

USED ON

4824

REV.

00

1

2

3

4

DF-MEA4H-1R01