

Delta DVP Q-Link PLC

HMI Factory Setting:


Baud Rate: 9600. 7. Even. 1

Controller Station Number: 1

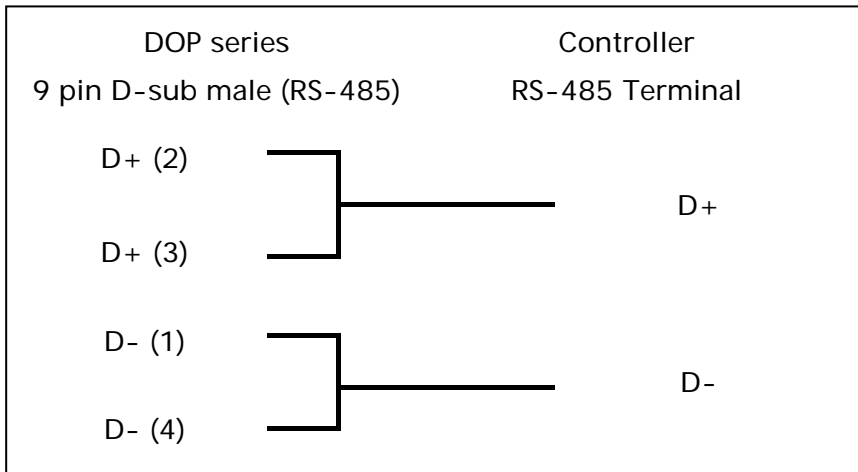
Control Area / Status Area: D0/D10

Connection

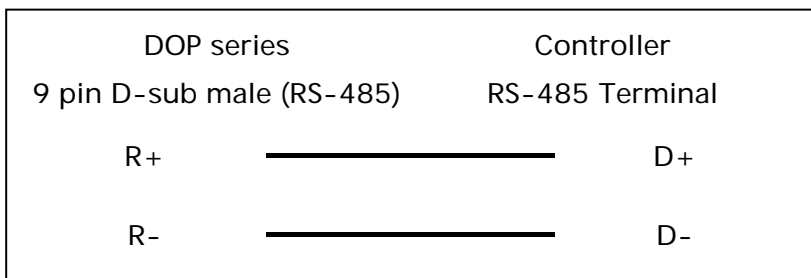
a. RS-232 (DOP-A/AE/AS, DOP-B Series)



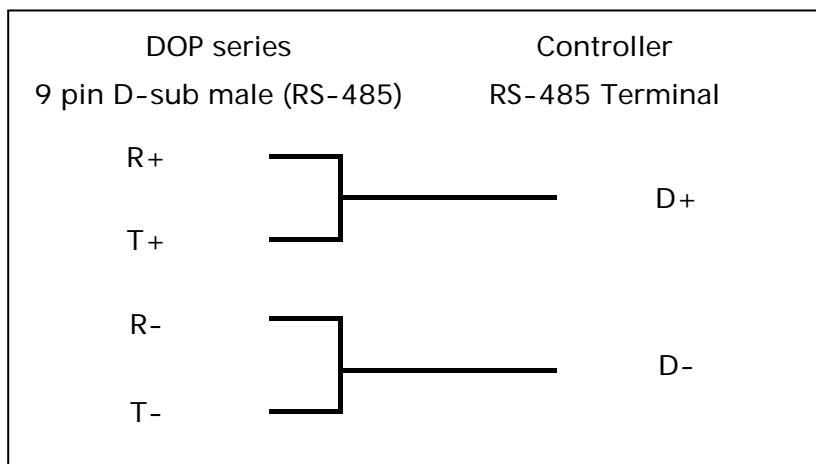
b. RS-485 (DOP-A/AE Series)



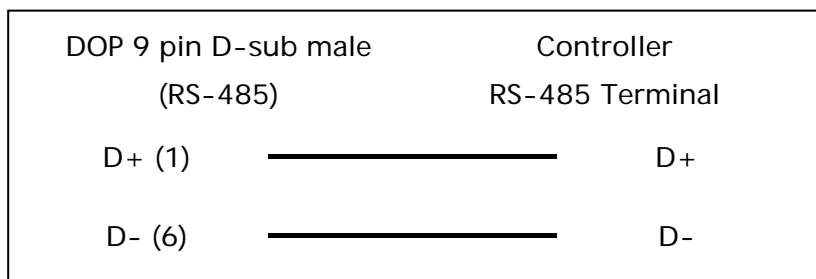
c. RS-485 (DOP-AS57 Series)



d. RS-485 (DOP-AS35/AS38 Series)



e. RS-485 (DOP-B Series)



Definition of PLC Read/Write Address

a. Registers

Type	Format	Read/Write Range	Data Length	Note
	Word No. (n)			
X_Data	Xn	X0 - X360	Word	Octal, 1
Y_Data	Yn	Y0 - Y360	Word	Octal, 1
M_Data	Mn	M0 - M4080	Word	1
S_Data	Sn	S0 - S1008	Word	1
T_Register	Tn	T0 - T255	Word	
C_Register	Cn	C0 - C199	Word	
D_Register	Dn	D0 - D11999	Word	
HC_Register	Cn	C200 - C255	Word	

b. Contacts

Type	Format	Read/Write Range	Note
	Bit No. (b)		
X_Data	Xb	X0 – X377	
Y_Data	Yb	Y0 – Y377	
M_Data	Mb	M0 – M4095	
S_Data	Sb	S0 – S1023	
T_Coil	Tb	T0 – T255	
C_Coil	Cb	C0 – C255	
D_Register	Dn.b	D0.0 – D11999.15	

 **NOTE**

- 1) Device address must be the multiple of 16.
- 2) Q-Link Protocol Only Support Delta PLC as below table :

Delta PLC	Firmware Version
SV	PLC firmware version should be V1.6 or above
EH2	
ES2	PLC firmware version should be V1.0 or above
EX2	
SA2	
SX2	
SS2	