

1

2

3

4

A

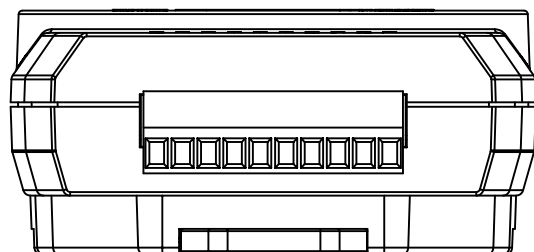
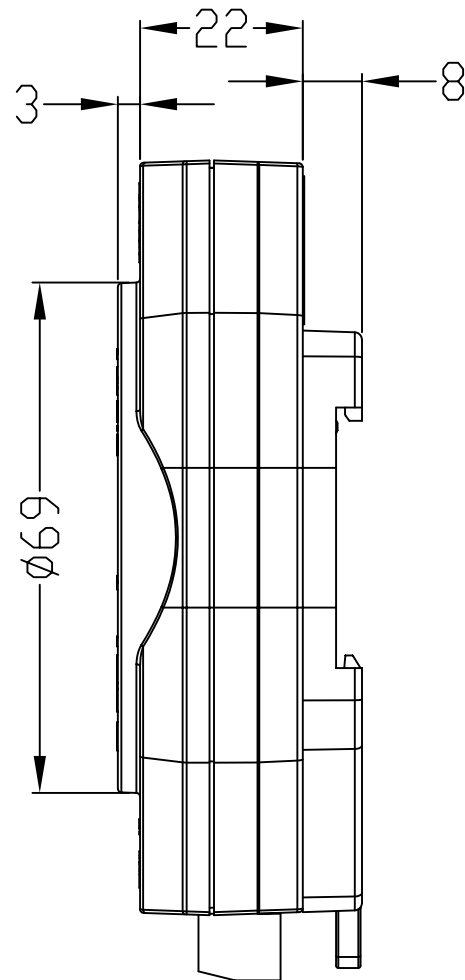
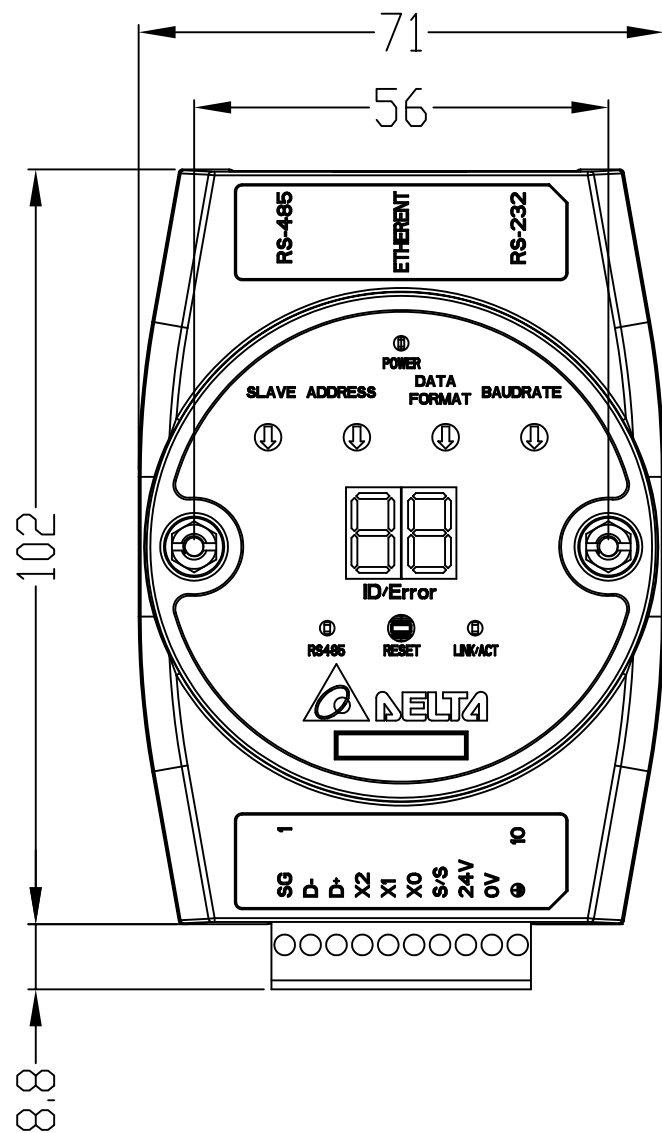
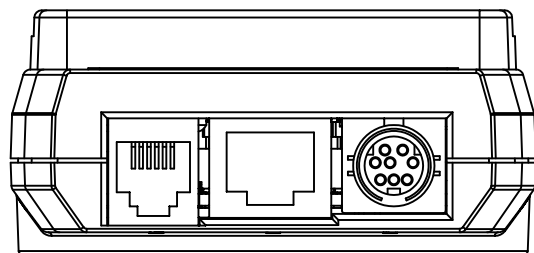
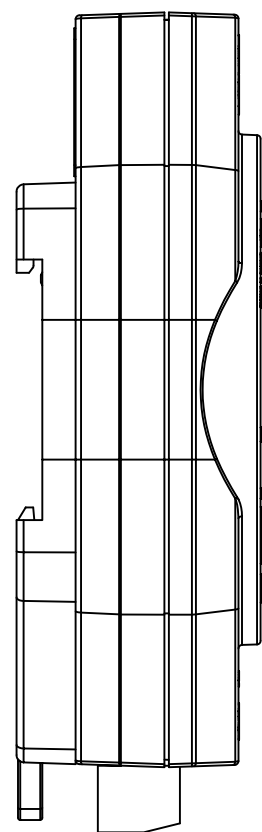
A

B

B

C

C



| | |
|------|---------|
| REV. | ECN NO. |
| 00 | ----- |

| | | | |
|--|---------|-----------|--------------|
| 台達電子工業股份有限公司 DELTA ELECTRONICS, INC. | | DRAWN: | DESIGN: |
| THESE DRAWINGS AND SPECIFICATIONS ARE THE PROPERTY OF DELTA ELECTRONICS, INC. AND SHALL NOT BE REPRODUCED OR USED AS THE BASIS FOR THE MANUFACTURE OR SELL OF APPARATUSES OR DEVICES WITHOUT PERMISSION. | | DATE: | ECN NO.: |
| DRAWING NAME: IFD9506,IFD9507 | | PART NO.: | |
| USED ON | UNIT mm | SCALE | SHEET 1 OF 1 |

| DIMENSIONAL TOLERANCES | | | | ANGLES | |
|------------------------|---------------|----------------|---------------|----------|-------|
| () | () | () | () | <30° | ±0.1° |
| DECIMALS <50 | ±0.1 | <50 | ±0.15 | >50-100 | ±0.25 |
| X ±0.3 | >50-100 ±0.15 | >50-100 ±0.2 | >50-100 ±0.25 | >30°-60° | ±0.3° |
| X.X ±0.2 | >100-200 ±0.2 | >100-200 ±0.25 | >100-200 ±0.3 | >60°-90° | ±0.5° |
| X.XX ±0.1 | >200- ±0.2 | >200- ±0.25 | >200- ±0.3 | | |

1

2

3

4