

YASKAWA MEMOBUS PLC

HMI Factory Setting:

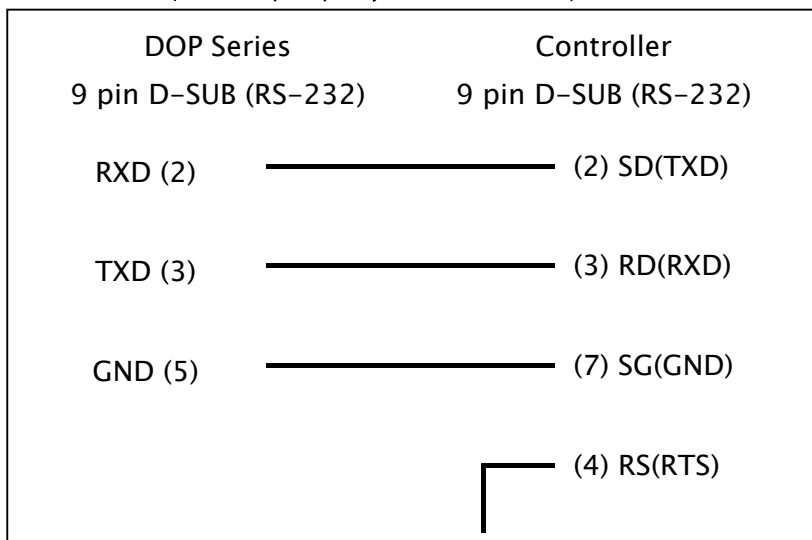
Baud rate: 19200, 8, Even, 1 (RTU mode)

Controller Station Number: 1 (1)

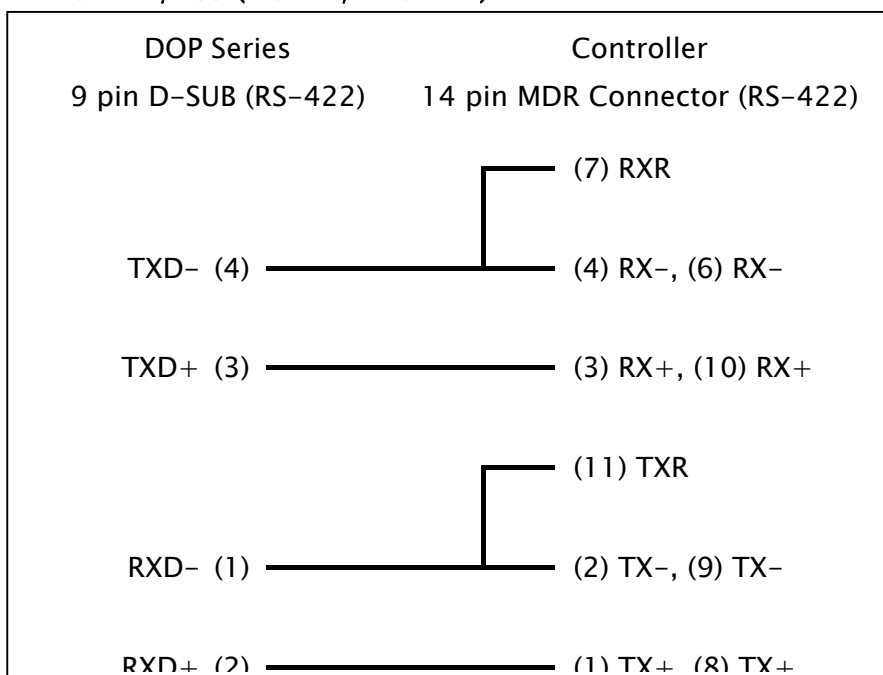
Control Area / Status Area: MW1 / MW10

Connection

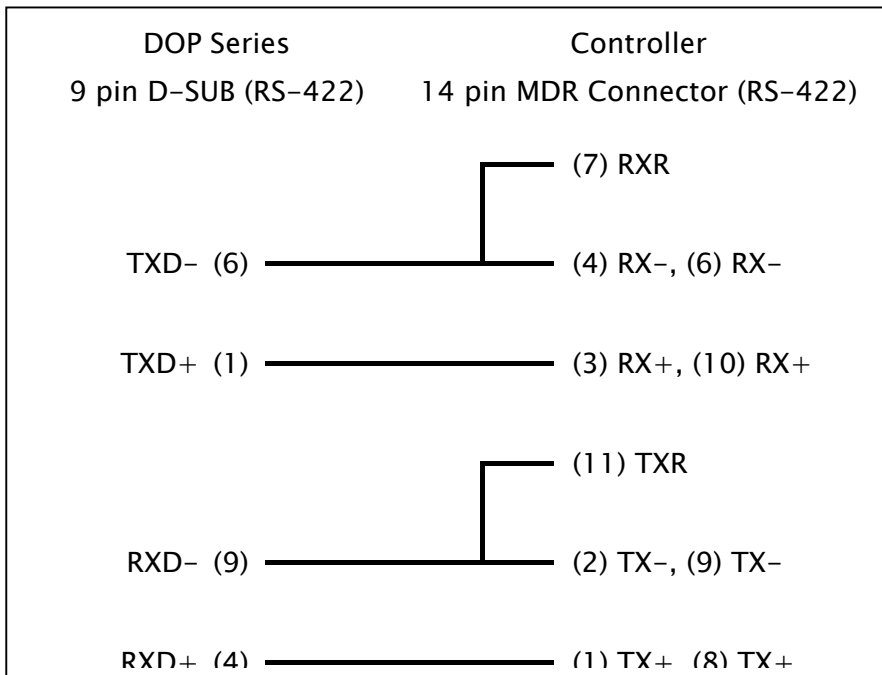
a. RS-232 (DOP-A/AE/AS, DOP-B Series)



b. RS-422/485 (DOP-A/AE Series)



c. RS-422/485 (DOP-B Series)



Definition of PLC Read/Write Address

a. Registers

Type	Format	Read/Write Range	Data Length	Note
	Word No.(n)			
Holding Register	MWn	MW0 - MW65534	Word	
Input Register	IWn	IW0 - IW7FFF	Word	Read Only
Coil	MBn	MB0 - MB4095	Word	
Input Relay	IBn	IB0 - IBFFF	Word	Read Only

b. Contacts

Type	Format	Read/Write Range	Note
	Bit No.(b)		
Coil	MBn.b	MB0.0 - MB4095.F	
Input Relay	IBn.b	IB0.0 - IBFFF.F	Read Only

NOTE

- 1) 0 is broadcast station number, and valid station number is in the range of 1 to 254.