

Megmeet MC 280

HMI Factory Setting:

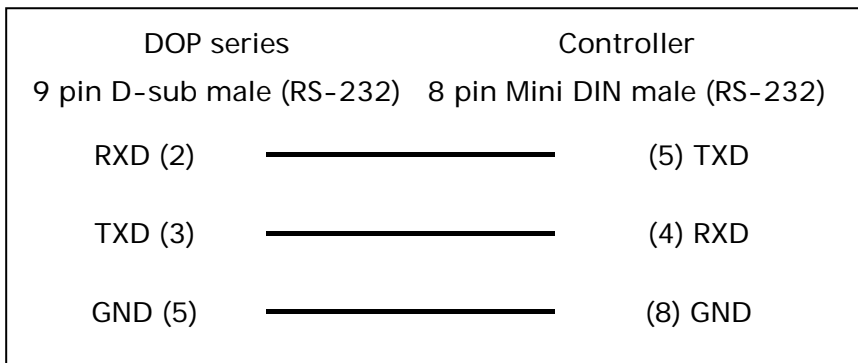
Baud Rate: 9600. 7. Even. 1

Controller Station Number: 1

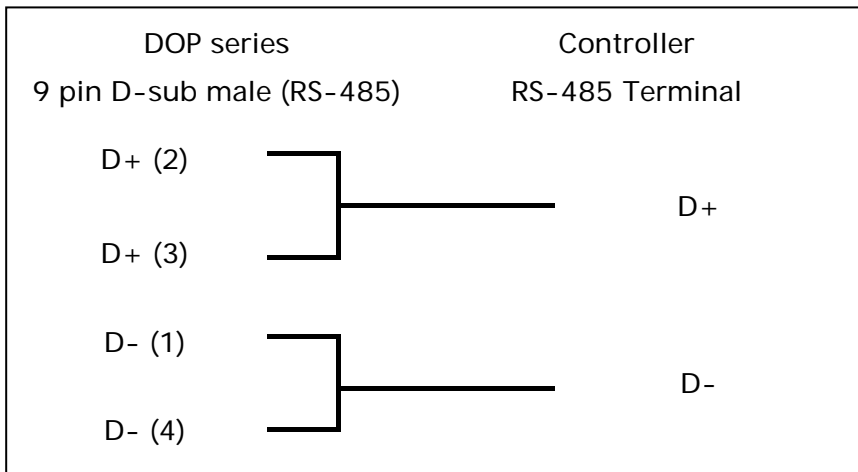
Control Area / Status Area: D0/D10

Connection

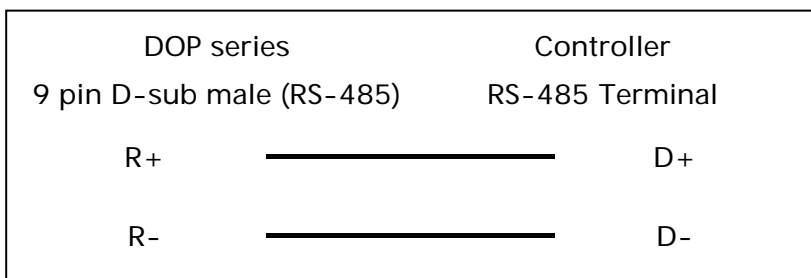
a. RS-232 (DOP-A/AE/AS, DOP-B Series)



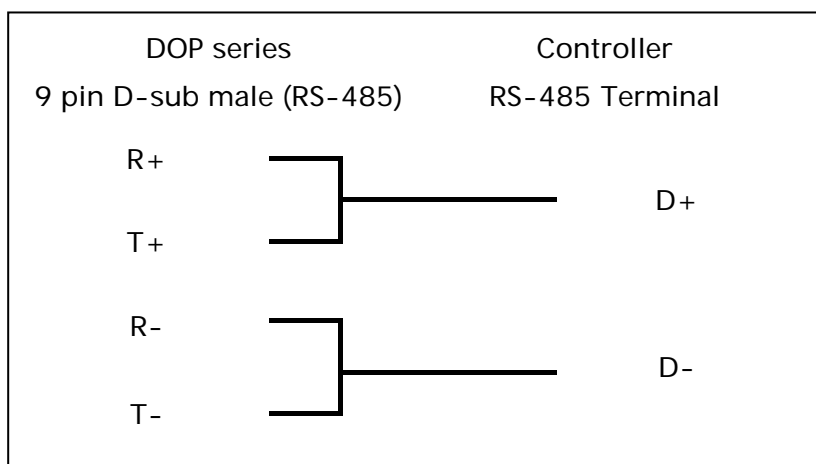
b. RS-485 (DOP-A/AE Series)



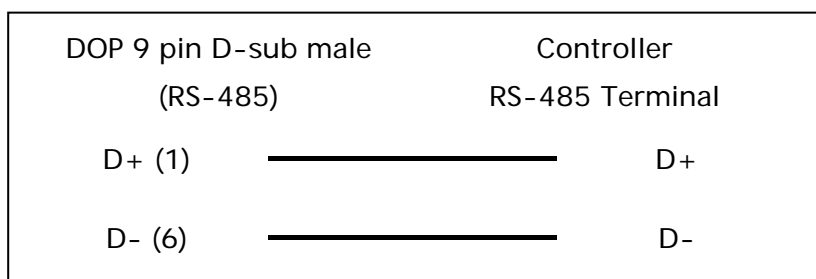
c. RS-485 (DOP-AS57 Series)



d. RS-485 (DOP-AS35/AS38 Series)



e. RS-485 (DOP-B Series)



Definition of PLC Read/Write Address

a. Registers

Type	Format	Read/Write Range	Data Length	Note
	Word No. (n)			
D_Register	Dn	D0 – D7999	Word	
SD_Register	SDn	SD0 –SD511	Word	
Z_Register	Zn	Z0 – Z15	Word	
T_Register	Tn	T0 – T511	Word	
C_Register	Cn	C0 – C199	Word	
R_Register	Rn	R0 – R32767	Word	
HC_Register	HCn	HC200 – HC306	Double Word	

b. Contacts

Type	Format	Read/Write Range	Note
	Bit No. (b)		
X_Coil	Xb	X0 – X377	Octal
Y_Coil	Yb	Y0 – Y377	Octal
M_Coil	Mb	M0 – M10239	

Type	Format	Read/Write Range	Note
	Bit No. (b)		
SM_Coil	SMb	SM0 – SM511	
S_Coil	Sb	S0 – S4095	
T_Coil	Tb	T0 – T511	
C_Coil	Cb	C0 – C306	

