

1

2

3

4

A

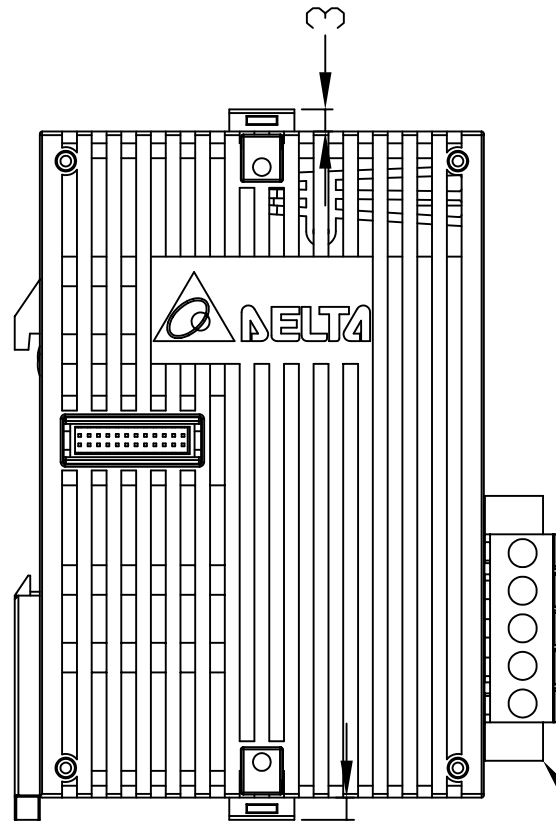
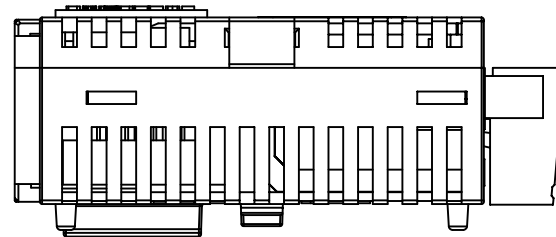
A

B

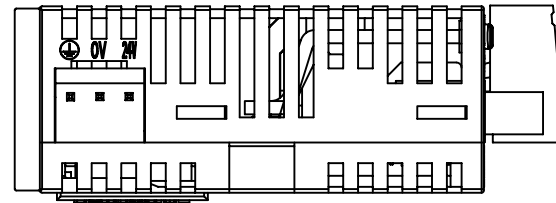
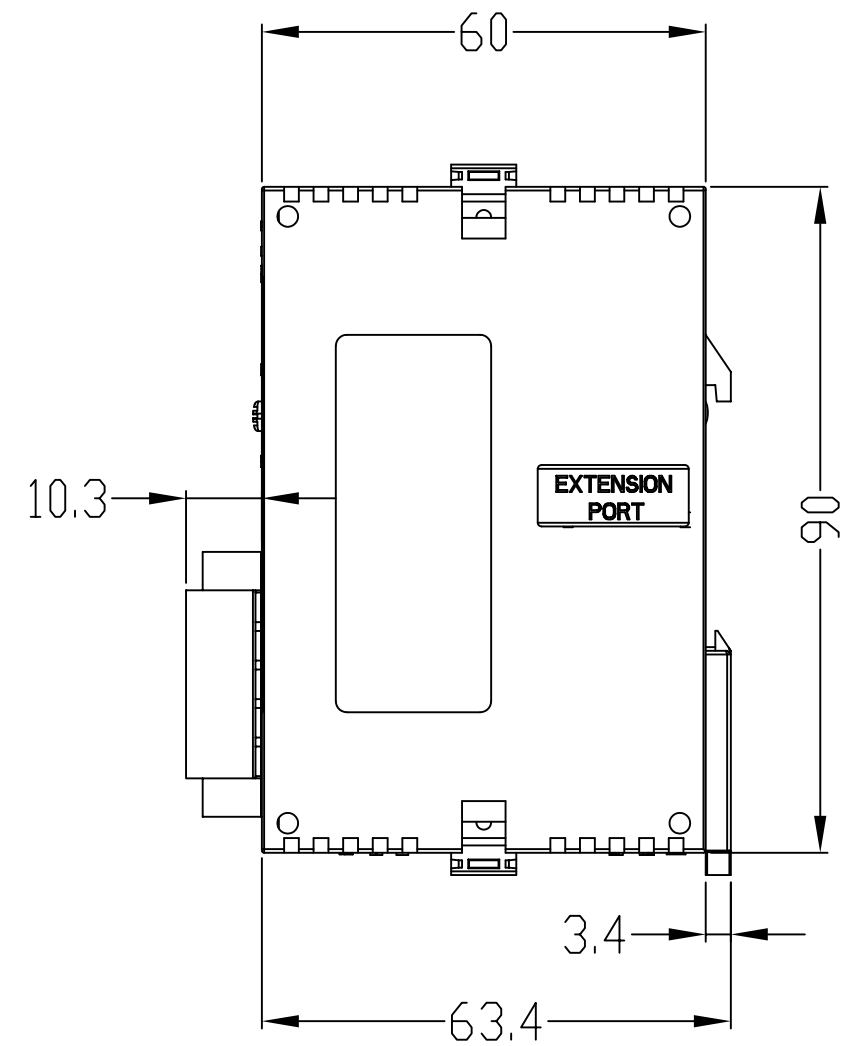
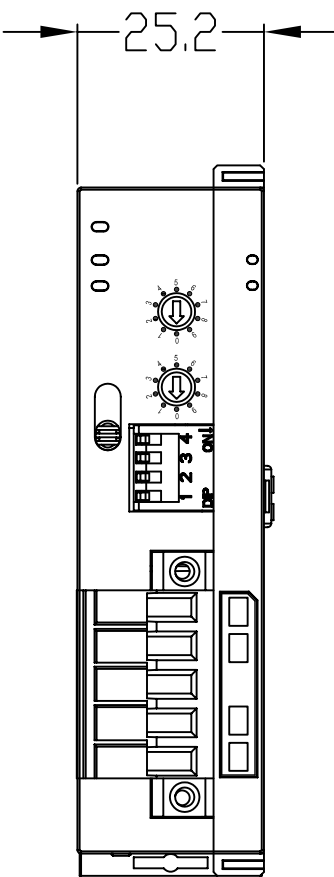
B

C

C



TERMINAL  
BLOCK



REV.	ECN NO.
00	-----

台達電子工業股份有限公司 DELTA ELECTRONICS, INC.		DRAWN: DATE:	DESIGN: ECN NO.:
THESE DRAWINGS AND SPECIFICATIONS ARE THE PROPERTY OF DELTA ELECTRONICS, INC. AND SHALL NOT BE REPRODUCED OR USED AS THE BASIS FOR THE MANUFACTURE OR SELL OF APPARATUSES OR DEVICES WITHOUT PERMISSION.		DIMENSIONAL TOLERANCES ( ) ( ) ( ) ( ) ANGLES DECIMALS <50 ±0.1 <50 ±0.15 <50 ±0.2 <30° ±0.1° X ±0.3 >50-100 ±0.15 >50-100 ±0.2 >50-100 ±0.25 >30°-60° ±0.3° X.X ±0.2 >100-200 ±0.2 >100-200 ±0.25 >100-200 ±0.3 >60°-90° ±0.5° X.XX ±0.1 >200- ±0.2 >200- ±0.25 >200- ±0.3	
DRAWING NAME: RTU-DNET		A3 SIZE THIRD ANGLE PROJECTION	PART NO.: REV.
USED ON	UNIT mm	SCALE	SHEET 1 OF 1

1

2

3

4