

Taian TP02 PLC

HMI Factory Setting:

Baud rate: 19200, 7, None, 1

Controller Station Number: 1

Control Area / Status Area: V1 / V10

Connection

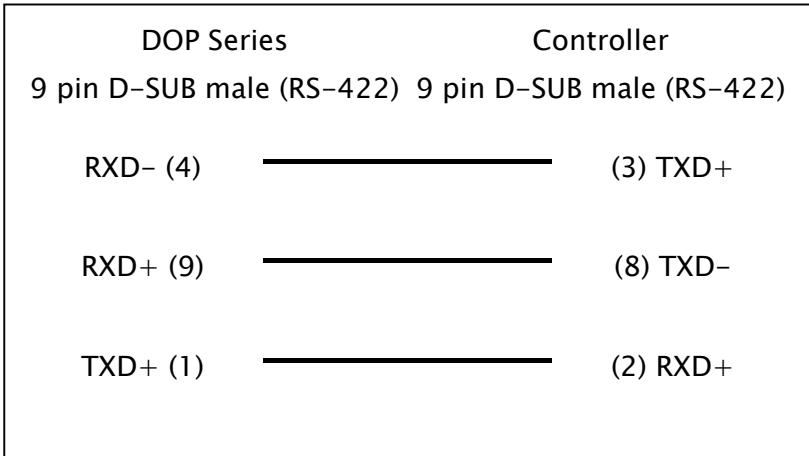
a. RS-422 (DOP-A/AE Series)

DOP Series		Controller
9 pin D-SUB male (RS-422)		9 pin D-SUB male (RS-422)
RXD+ (2)	—————	(3) TXD+
RXD- (1)	—————	(8) TXD-
TXD+ (3)	—————	(2) RXD+

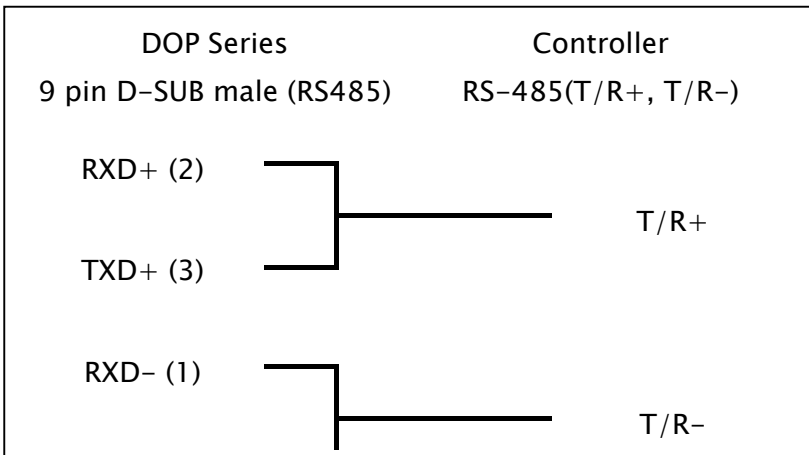
b. RS-422 (DOP-AS35/AS38/AS57 Series)

DOP Series		Controller
Terminal Block(RS-422)		9 pin D-SUB male (RS-422)
R+	—————	(3) TXD+
R-	—————	(8) TXD-
T+	—————	(2) RXD+

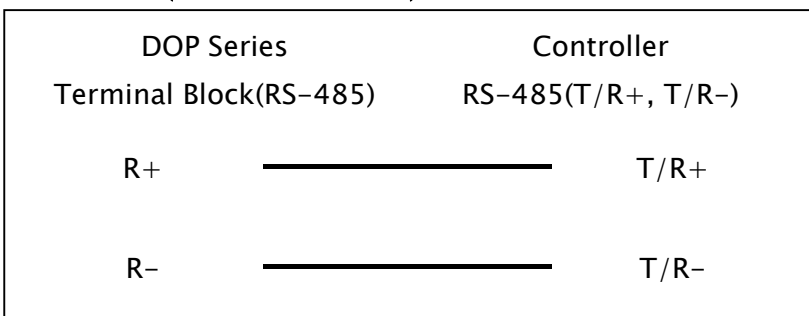
c. RS-422 (DOP-B Series)



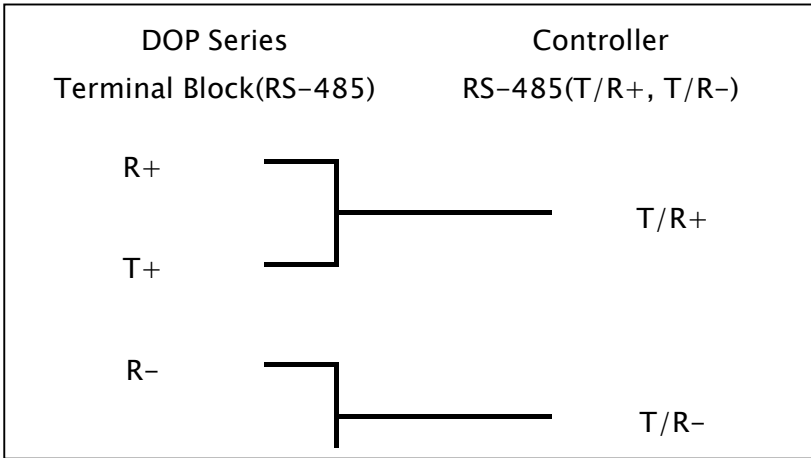
d. RS-485 (DOP-A/AE Series)



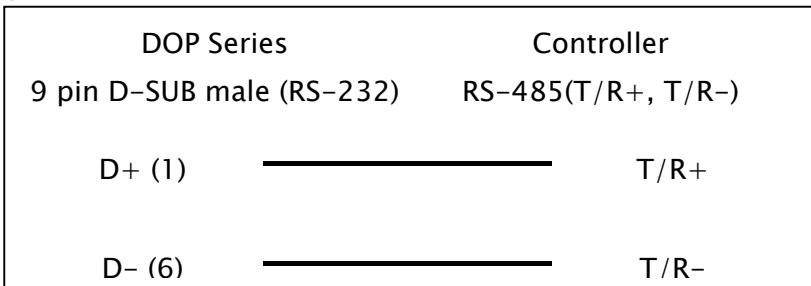
e. RS-485 (DOP-AS57 Series)



f. RS-485 (DOP-AS35/AS38 Series)



g. RS-485 (DOP-B Series)



Definition of PLC Read/Write Address

a. Registers

Type	Format	Read/Write Range	Data Length	Note
	Word No.(n)			
WORD_DEVICE_X	Xn	X1 - X384	Word	1
WORD_DEVICE_Y	Yn	Y1 - Y384	Word	1
WORD_DEVICE_C	Cn	C1 - C2048	Word	1
WORD_DEVICE_V	Vn	V1 - V1024	Word	
WORD_DEVICE_D	Dn	D1 - D2048	Word	
WORD_DEVICE_WS	WSn	WS1 - WS128	Word	
WORD_DEVICE_WC	WCn	WC1 - WC912	Word	

b. Contacts

Type	Format	Read/Write Range	Note
	Bit No.(b)		
BIT_DEVICE_X	Xb	X1 - X384	
BIT_DEVICE_Y	Yb	Y1 - Y384	
BIT_DEVICE_C	Cb	C1 - C2048	

BIT_DEVICE_SC	SCb	SC1 - SC128	
---------------	-----	-------------	--

 **NOTE**

- 1) The device address must be the multiple of 16 plus 1.