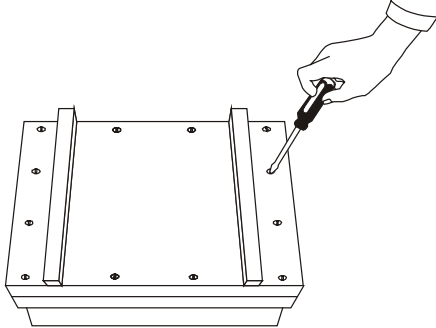


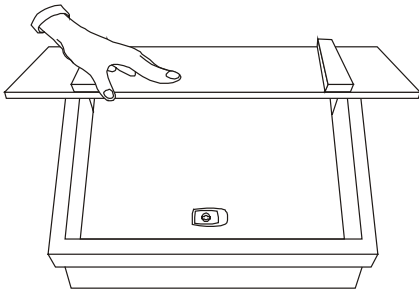
Unpacking Instruction

產品取出說明書



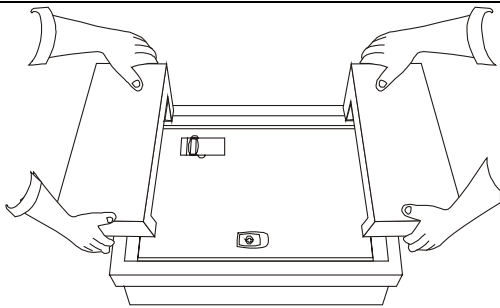
Step 1: Unscrew all the cover screws.

步驟一：鬆開木箱上蓋的所有螺絲。



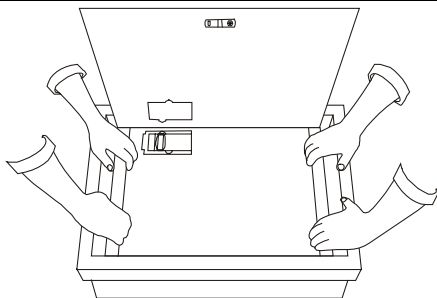
Step 2: Open the cover.

步驟二：打開木箱上蓋。



Step 3: Remove EPEs.

步驟三：取出上方的 EPE。



Step 4: Open front cover of AC drive to take the drive out of the box.

步驟四：開啓變頻器上蓋以便取出變頻器。

2007-10-29

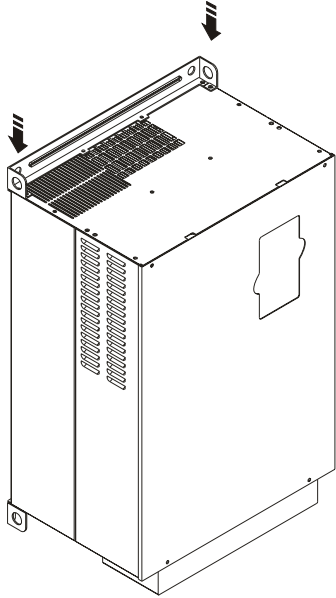


5011615205-BT05

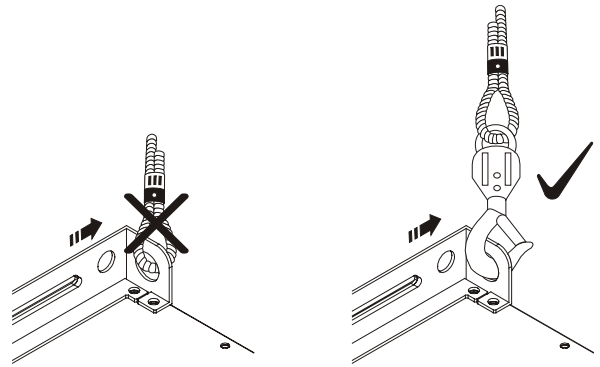
Lifting Instruction

產品搬運說明書

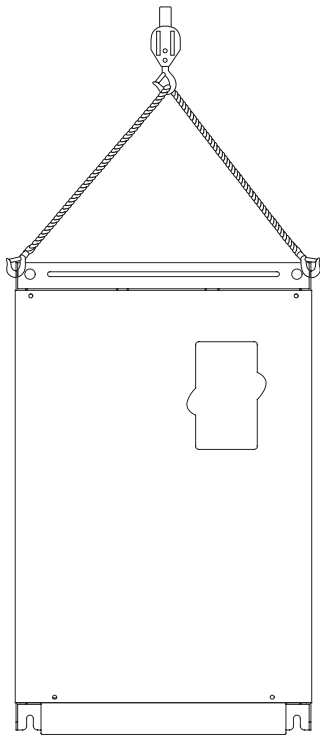
Step 1



Step 2



Step 3



Step 4

