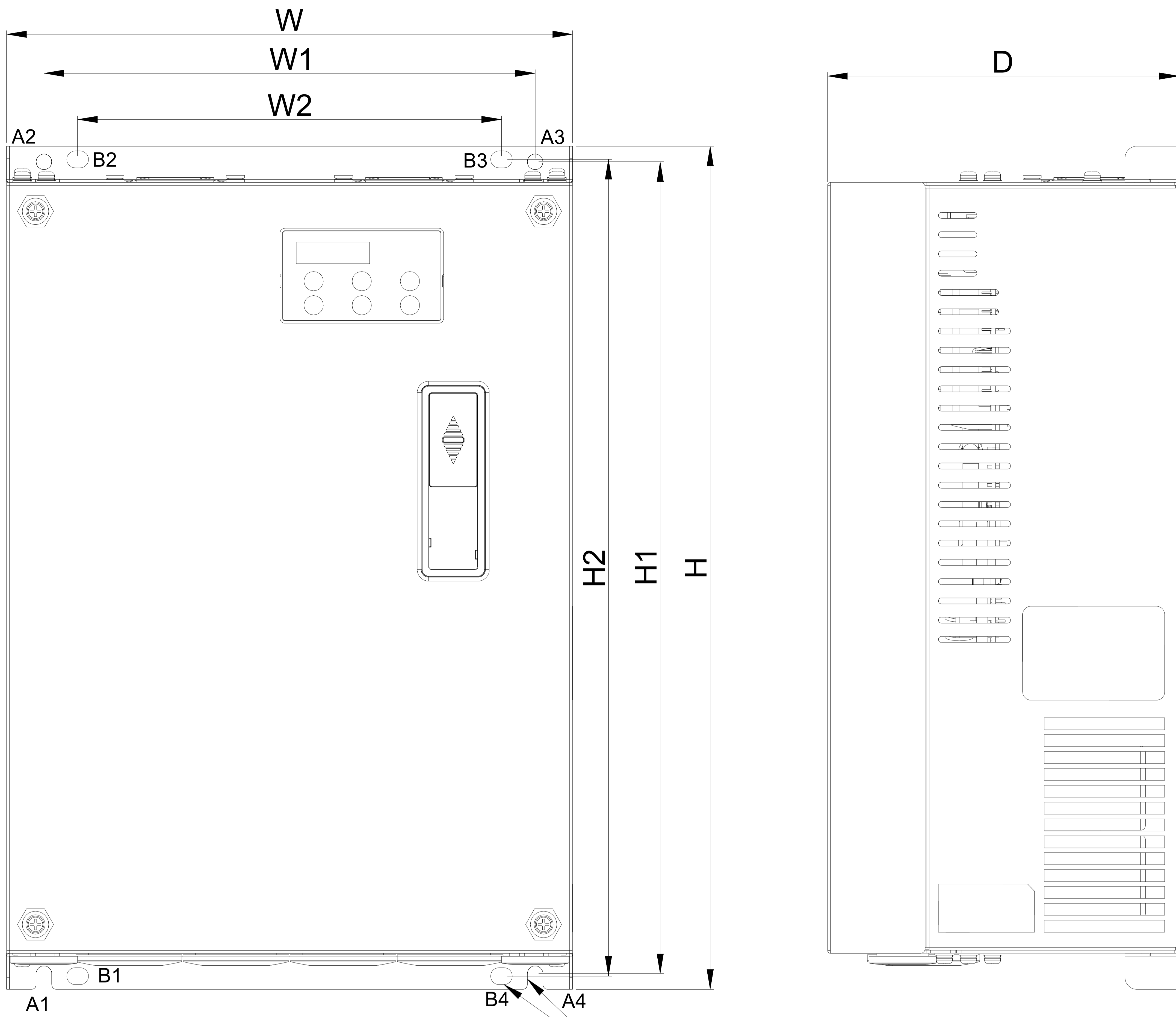
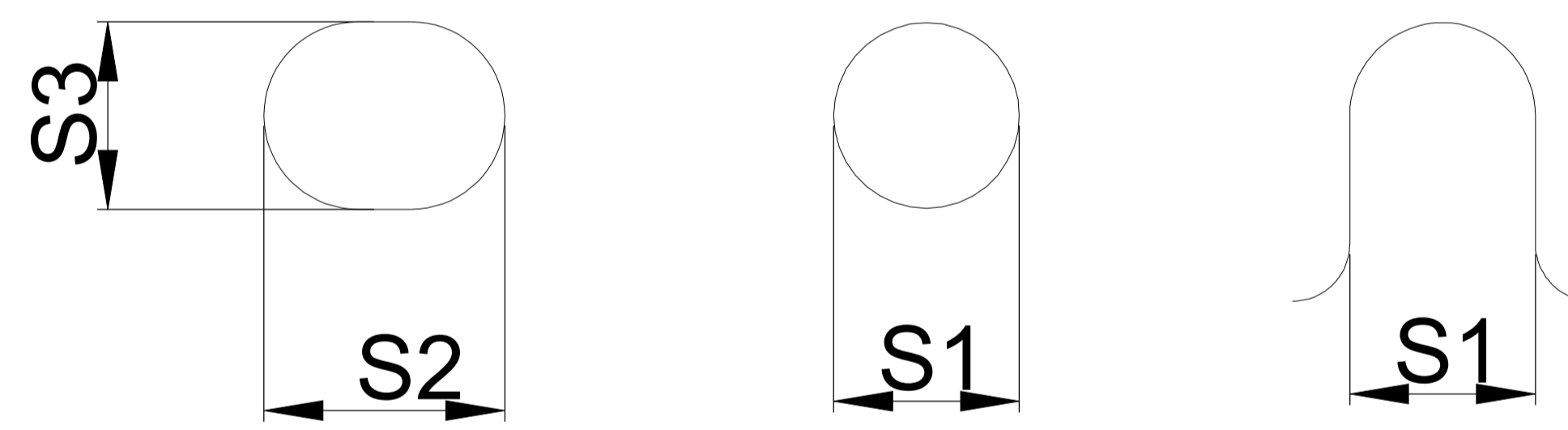
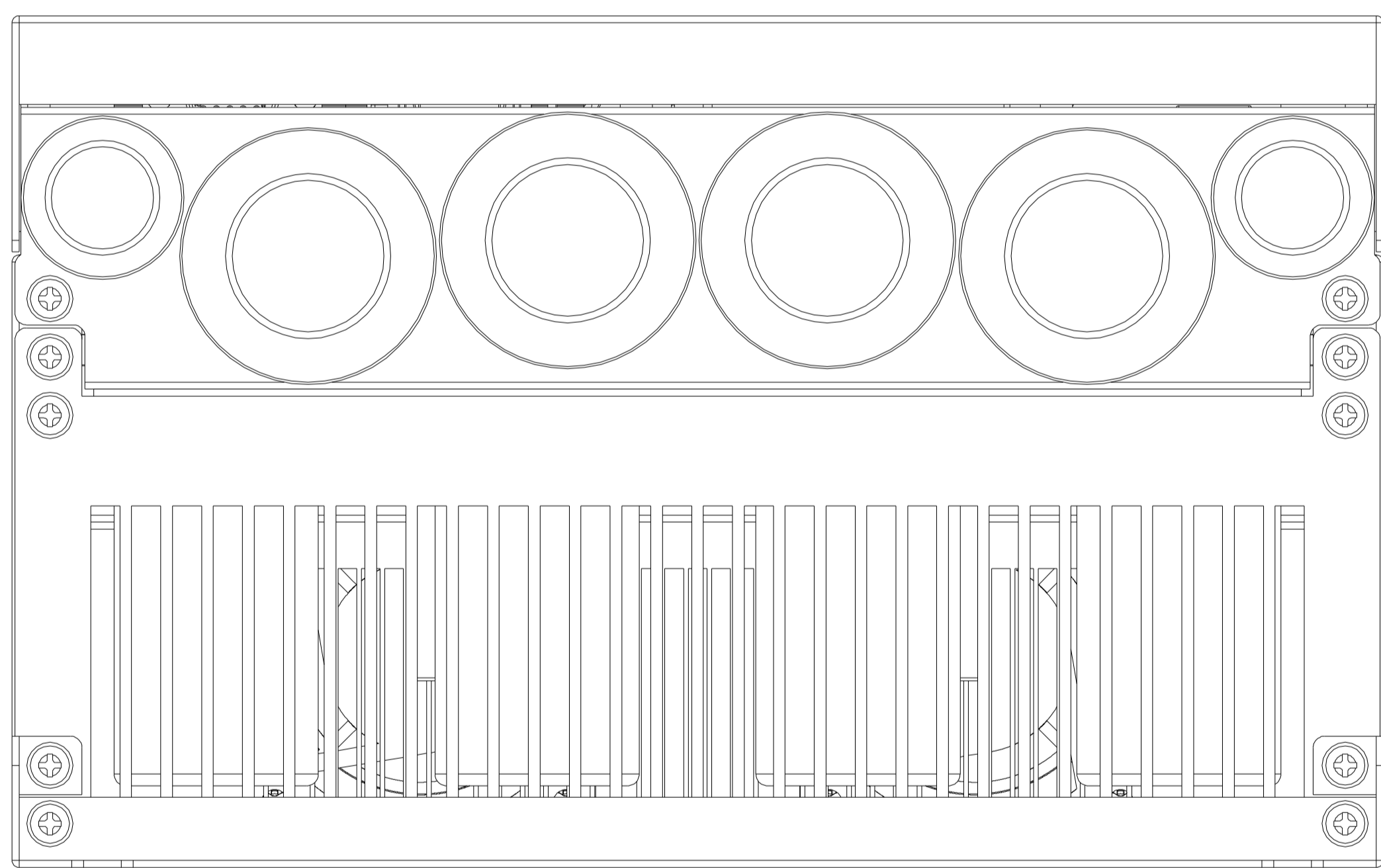


DRAWING_1



See Detail A



Detail A (Mounting Hole)


DIMENSIONAL

UNIT:mm[inch]

Frame	W	W1	W2	H	H1	H2	S1	S2	S3
C	235.0[9.25]	204.0[8.03]	176.0[6.93]	350.0[13.78]	337.0[13.27]	339.0[13.35]	6.5[0.26]	9.0[0.35]	7.0[0.28]

Notes: A1~A4,B1~B4 可用於螺絲刀安裝.

B1~B4 可用於套筒安裝.



台達電子工業股份有限公司

DELTA

DELTA ELECTRONICS, INC.

THESE DRAWINGS AND SPECIFICATIONS ARE THE PROPERTY OF DELTA ELECTRONICS, INC. AND SHALL NOT BE REPRODUCED OR USED AS THE BASIS FOR THE MANUFACTURE OR SELL OF APPARATUSES OR DEVICES WITHOUT PERMISSION.

DOCUMENT NAME

VFD-ED-Frame C-PD

MODEL:

FRAME_C

VFD055ED23A;VFD055ED23S;

VFD055ED43A;VFD055ED43S

VFD075ED23A;VFD075ED23S;

VFD075ED43A;VFD075ED43S;

VFD110ED23A;VFD110ED23S;

VFD110ED43A;VFD110ED43S;

VFD150ED43A;VFD150ED43S;

VFD185ED43A;VFD185ED43S;

04			
03			
02			
01			
00	FIRST ISSUE		2017/10/13
REV.	DESCRIPTION		DATE
DRAWN	YULOU.LIANG	DESIGN	YULOU.LIANG