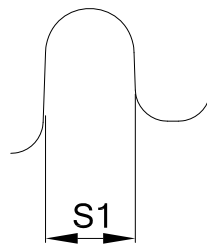
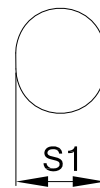

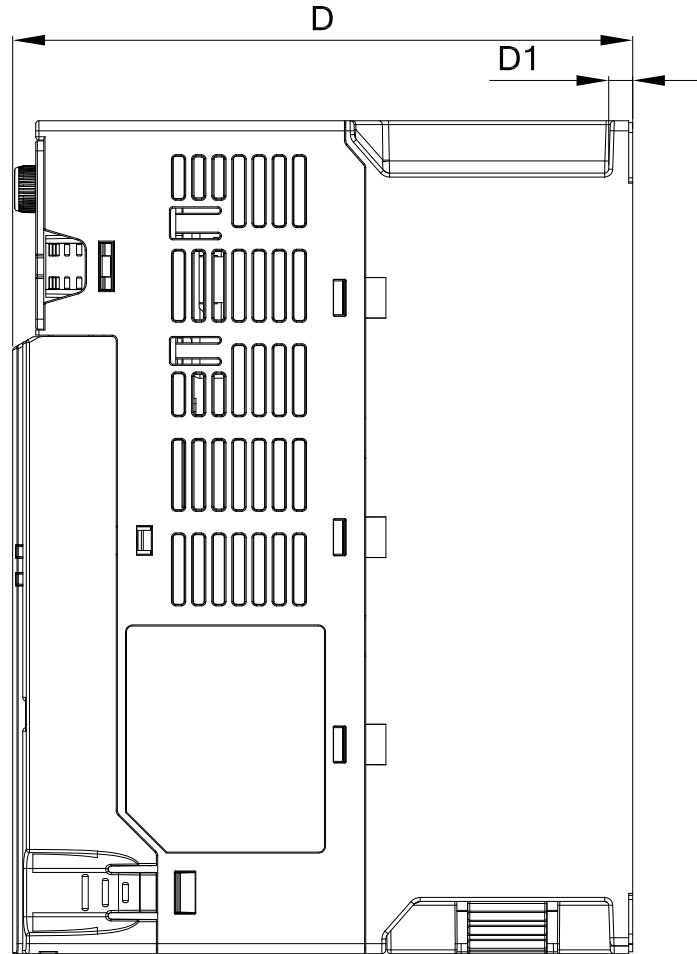
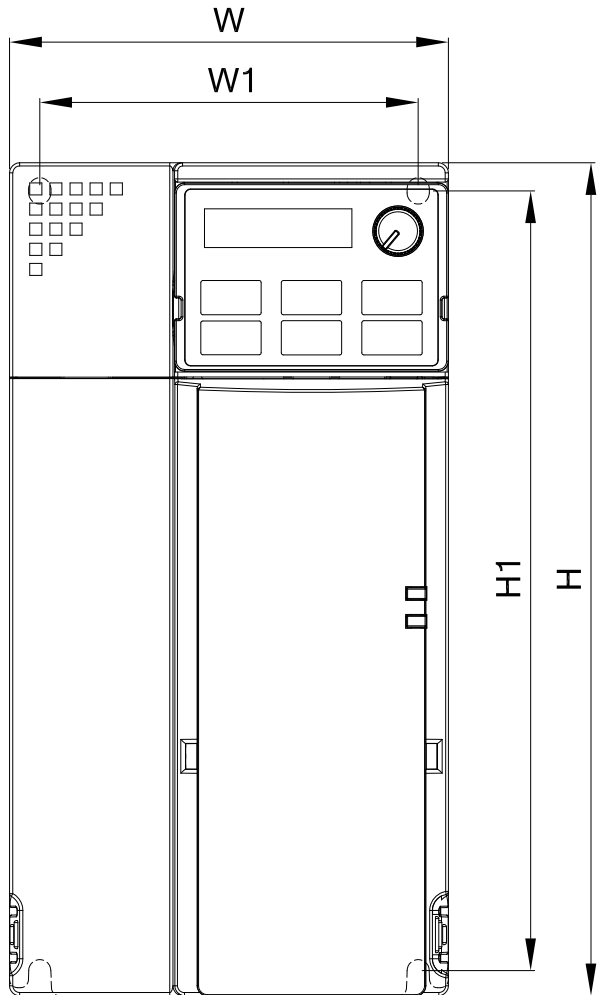


DRAWING_1

MS300 FRAME D



Mounting Hole

DIMENSION :

UNIT : mm [inch]

FRAME	W	W1	H	H1	D	D1	S1
D1	109.0[4.29]	94.0[3.70]	207.0[8.15]	193.8[7.63]	154.0[6.06]	6.0[0.24]	5.5[0.22]
D2	109.0[4.29]	94.0[3.70]	207.0[8.15]	193.8[7.63]	187.0[7.36]	6.0[0.24]	5.5[0.22]



台達電子工業股份有限公司
DELTA ELECTRONICS, INC.

THESE DRAWINGS AND SPECIFICATIONS ARE THE PROPERTY OF DELTA ELECTRONICS, INC. AND SHALL NOT BE REPRODUCED OR USED AS THE BASIS FOR THE MANUFACTURE OR SELL OF APPARATUSES OR DEVICES WITHOUT PERMISSION.

DOCUMENT NAME

VFD-MS300-D-PD

DRAWING_2

1.MODEL:

FRAME_D1:

VFD25AMS23ANSAA ; VFD25AMS23ENSAA
VFD13AMS43ANSAA ; VFD13AMS43ENSAA
VFD17AMS43ANSAA ; VFD17AMS43ENSAA
VFD25AMS23ANSHA ; VFD25AMS23ENSHA
VFD13AMS43ANSHA ; VFD13AMS43ENSHA
VFD17AMS43ANSHA ; VFD17AMS43ENSHA

FRAME_D2:

VFD13AMS43AFSAA ; VFD13AMS43EFSAA
VFD17AMS43AFSAA ; VFD17AMS43EFSAA
VFD13AMS43AFSHA ; VFD13AMS43EFSHA
VFD17AMS43AFSHA ; VFD17AMS43EFSHA

04			
03			
02			
01			
00		FIRST ISSUE	2014/12/03
REV.		DESCRIPTION	DATE
DRAWN	HONGDA.LU	DESIGN	HONGDA.LU