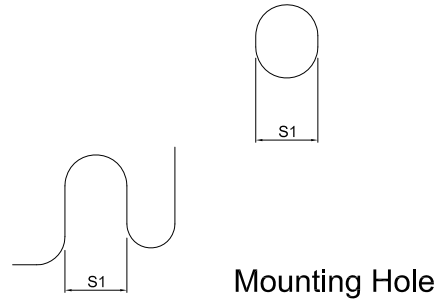

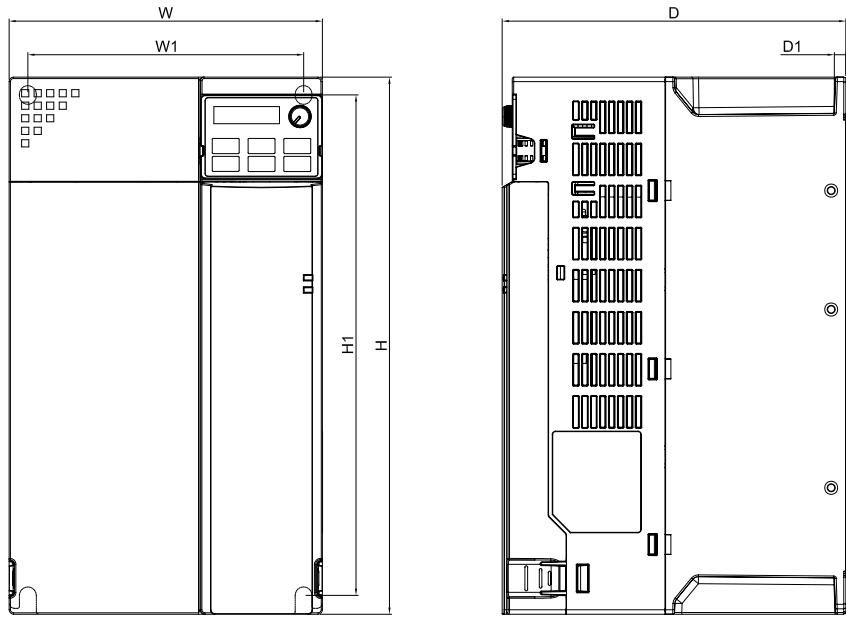


DRAWING_1

MS300 FRAME F



DIMENSION

UNIT:mm[inch]

MODEL	W	W1	H	H1	D	D1	S1
F1	175.0 [6.89]	154.0 [6.06]	300.0 [11.81]	279.5 [11.00]	192.0 [7.56]	6.5 [0.26]	8.4 [0.33]
F2	175.0 [6.89]	154.0 [6.06]	300.0 [11.81]	279.5 [11.00]	244.0 [9.61]	6.5 [0.26]	8.4 [0.33]



DELTA

台達電子工業股份有限公司

DELTA ELECTRONICS, INC.

THESE DRAWINGS AND SPECIFICATIONS ARE THE PROPERTY OF DELTA ELECTRONICS, INC. AND SHALL NOT BE REPRODUCED OR USED AS THE BASIS FOR THE MANUFACTURE OR SELL OF APPARATUSES OR DEVICES WITHOUT PERMISSION.

DOCUMENT NAME

VFD-MS300-F-PD

DRAWING_2

1.MODEL:

FRAME_F1:

VFD65AMS23ANSAA ; VFD65AMS23ENSAA
VFD38AMS43ANSAA ; VFD38AMS43ENSAA
VFD45AMS43ANSAA ; VFD45AMS43ENSAA
VFD65AMS23ANSHA ; VFD65AMS23ENSHA
VFD38AMS43ANSHA ; VFD38AMS43ENSHA
VFD45AMS43ANSHA ; VFD45AMS43ENSHA

FRAME_F2:

VFD38AMS43AFSAA ; VFD38AMS43EFSAA
VFD45AMS43AFSAA ; VFD45AMS43EFSAA
VFD38AMS43AFSHA ; VFD38AMS43EFSHA
VFD45AMS43AFSHA ; VFD45AMS43EFSHA

04		
03		
02		
01		
00	FIRST ISSUE	2015/09/23
REV.	DESCRIPTION	DATE
DRAWN	HONGDA.LU	DESIGN TERRY.LIN