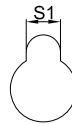
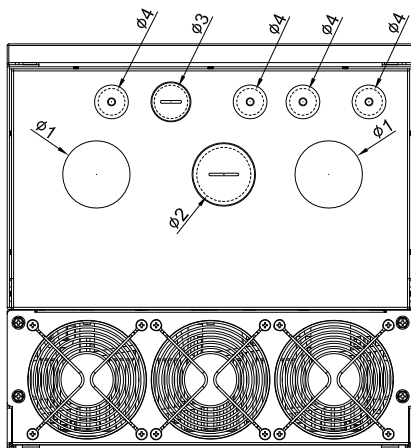
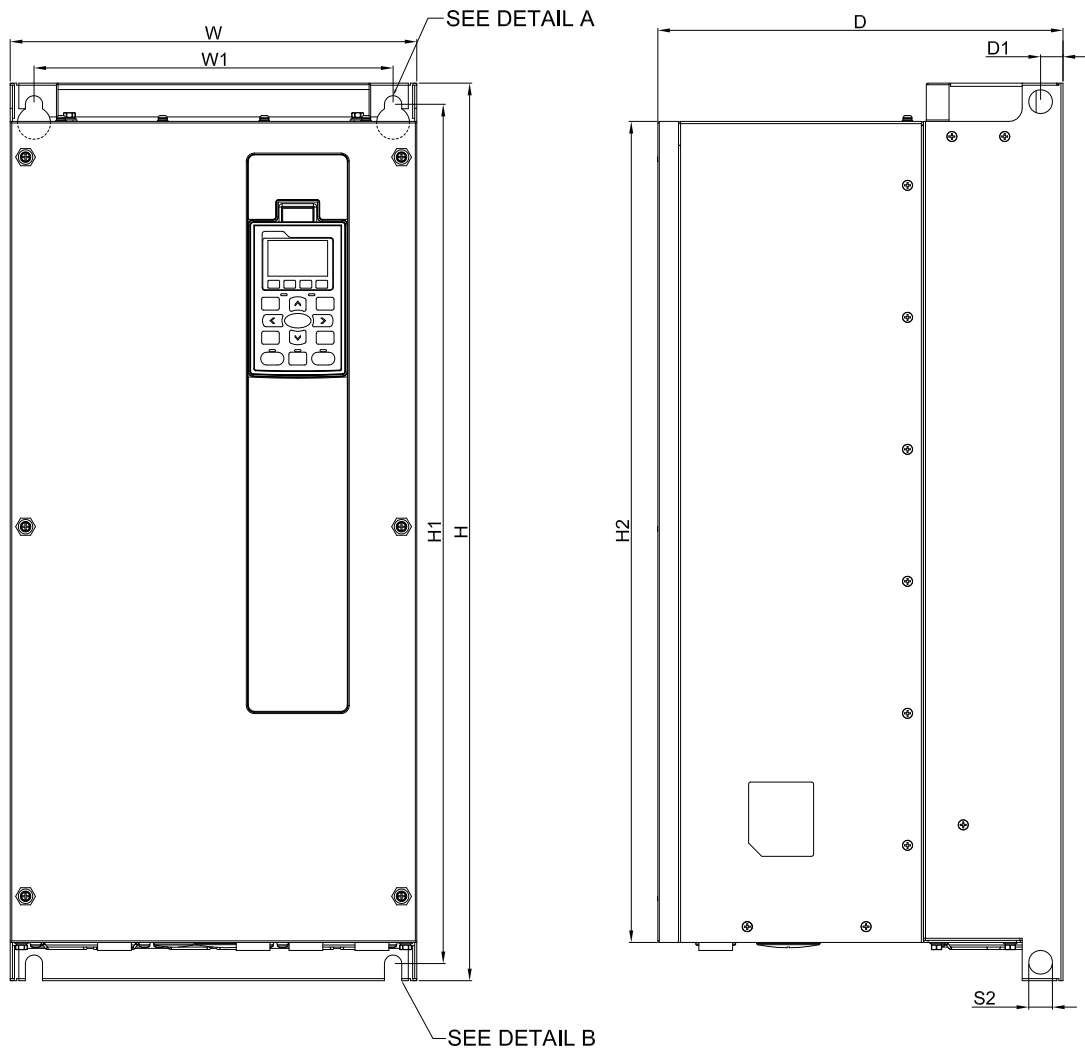


DRAWING_1



DETAIL A
(MOUNTING HOLE)



DETAIL B
(MOUNTING HOLE)

DIMENSIONAL

UNIT:mm[inch]

FRAME	W	W1	H	H1	H2	D	D1
D0-1	308.0[12.13]	272.0[10.71]	680.0[26.77]	651.0[25.63]	622.0[24.49]	307.0[12.09]	17.0[0.67]

FRAME	S1	S2	φ1	φ2	φ3	φ4
D0-1	13.0[0.51]	18.0[0.71]	51.0[2.01]	41.0[1.61]	25.4[1.00]	20.3[0.80]



DELTA

台達電子工業股份有限公司

DELTA ELECTRONICS, INC.

THESE DRAWINGS AND SPECIFICATIONS ARE THE PROPERTY OF DELTA ELECTRONICS, INC. AND SHALL NOT BE REPRODUCED OR USED AS THE BASIS FOR THE MANUFACTURE OR SELL OF APPARATUSES OR DEVICES WITHOUT PERMISSION.

DOCUMENT NAME

VFP-CFP-D0-PD