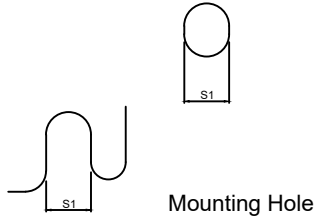

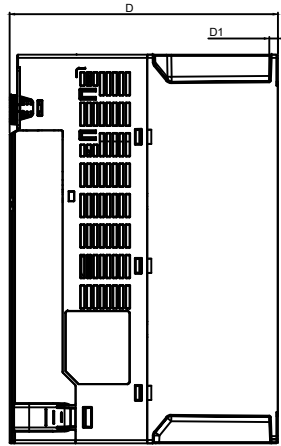
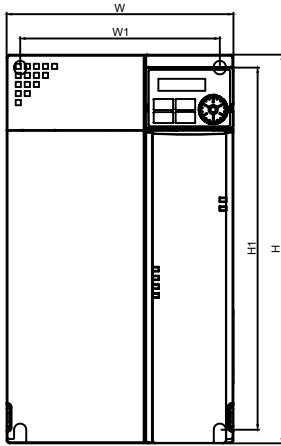


MH300 FRAME F



Mounting Hole

DIMENSION

UNIT:mm[inch]

MODEL	W	W1	H	H1	D	D1	S1
F1	175.0 [6.89]	154.0 [6.06]	300.0 [11.81]	279.5 [11.00]	207.0 [8.15]	6.5 [0.26]	8.4 [0.33]
F2	175.0 [6.89]	154.0 [6.06]	300.0 [11.81]	279.5 [11.00]	259.0 [10.20]	6.5 [0.26]	8.4 [0.33]



**DELTA**

**台達電子工業股份有限公司**  
**DELTA ELECTRONICS, INC.**

THESE DRAWINGS AND SPECIFICATIONS ARE THE PROPERTY OF DELTA ELECTRONICS, INC. AND SHALL NOT BE REPRODUCED OR USED AS THE BASIS FOR THE MANUFACTURE OR SELL OF APPARATUSSES OR DEVICES WITHOUT PERMISSION.

DOCUMENT NAME

VFD-MH300-F-PD

# DRAWING\_2

## 1.MODEL:

### FRAME\_F1:

VFD65AMH23ANSAA ; VFD65AMH23ENSAA  
VFD38AMH43ANSAA ; VFD38AMH43ENSAA  
VFD45AMH43ANSAA ; VFD45AMH43ENSAA  
VFD65AMH23ANSHA ; VFD65AMH23ENSHA  
VFD38AMH43ANSHA ; VFD38AMH43ENSHA  
VFD45AMH43ANSHA ; VFD45AMH43ENSHA  
VFD65AMH23ANSLA ; VFD65AMH23ANSFA  
VFD38AMH43ANSFA  
VFD45AMH43ANSFA

### FRAME\_F2:

VFD38AMH43AFSAA ; VFD38AMH43EFSAA  
VFD45AMH43AFSAA ; VFD45AMH43EFSAA  
VFD38AMH43AFSHA ; VFD38AMH43EFSHA  
VFD45AMH43AFSHA ; VFD45AMH43EFSHA  
VFD38AMH43AFSFA  
VFD45AMH43AFSFA

04		
03		
02		
01		
00	FIRST ISSUE	2015/09/23
REV.	DESCRIPTION	DATE